



Gender Disparities in the State of Haryana in Terms Human Development, Education, Income and Health

Harsh Nandal^{1*} and Santosh Nandal²

¹Research Scholar, Department of Economics, Maharshi Dayanand University, Rohtak (Haryana), INDIA.

²Professor and Head, Department of Economics, Maharshi Dayanand University, Rohtak (Haryana), INDIA.

(Corresponding author: Harsh Nandal)

(Received 03 January, 2019, Accepted 25 March, 2019)

(Published by Research Trend, Website: www.researchtrend.net)

ABSTRACT: In a society dominated by patriarchal norms, women encounter pervasive discrimination across various facets of existence, grappling with the systematic denial of fundamental freedoms and opportunities. This gender-based inequity permeates every aspect of life, contributing to an imbalanced and prejudiced developmental trajectory. The focal point of this study is to scrutinize the prevalence of gender disparities within the state of Haryana, with a particular emphasis on crucial domains such as Human Development, Education, Income, and Health.

Keywords: Health, Human Development Index (HDI)

INTRODUCTION

The ramifications of patriarchal structures are palpable in the multifaceted nature of gender-based differentials. Women, navigating a landscape entrenched in patriarchal ideologies, find themselves contending with a web of social, economic, and political constraints. Denied access to the most basic rights and opportunities, females confront barriers that impede their individual growth and overall contribution to society. These discriminatory practices not only curtail their personal aspirations but also hinder the collective progress of the community at large [1, 3, 7].

The disparities manifest in various dimensions, perpetuating an unequal developmental paradigm. Education, a cornerstone of societal advancement, becomes a battleground for gender equality. Women often face limited educational opportunities, constraining their intellectual and professional growth. In terms of income, the wage gap between genders persists, reflecting an economic landscape where women are undervalued for their contributions [2, 4, 5, 6]. Health, another critical component of well-being, witnesses gender-based differentials, with women encountering barriers to healthcare access and quality.

This research endeavors to unravel the intricate tapestry of gender disparities in Haryana, shedding light on the nuanced challenges faced by women in their pursuit of holistic development. By dissecting the dynamics of Human Development, Education, Income, and Health, the study aspires to offer insights that can inform policies aimed at dismantling gender-based barriers and fostering an environment conducive to equitable growth for all.

GENDER DISPARITIES IN HUMAN DEVELOPMENT

The computations in this study are grounded in data sourced from the Global Data Lab Database, renowned for providing both national and subnational Human Development Index (HDI) values. These values are an extension of the United Nations Development Programme's (UNDP) HDI values, customized to the subnational level. Our analysis underscores a persistent discrepancy in the human development of females in Haryana when contrasted with their male counterparts over the temporal spectrum.

Throughout the considered timeframe, the average HDI for males in Haryana stands at 0.6275, a figure significantly surpassing the corresponding average HDI for females, which registers at 0.5410. Furthermore, the HDI values for Haryana-Male consistently outpace the overall HDI values for Haryana. This recurrent pattern of lower HDI values for females in Haryana, in comparison to their male counterparts, serves as a poignant reflection of the deprivation experienced by women in reaping the benefits of the developmental trajectory.

The table shows the impact of "Gender" on the Human Development of Haryana for the period 2000-2018.

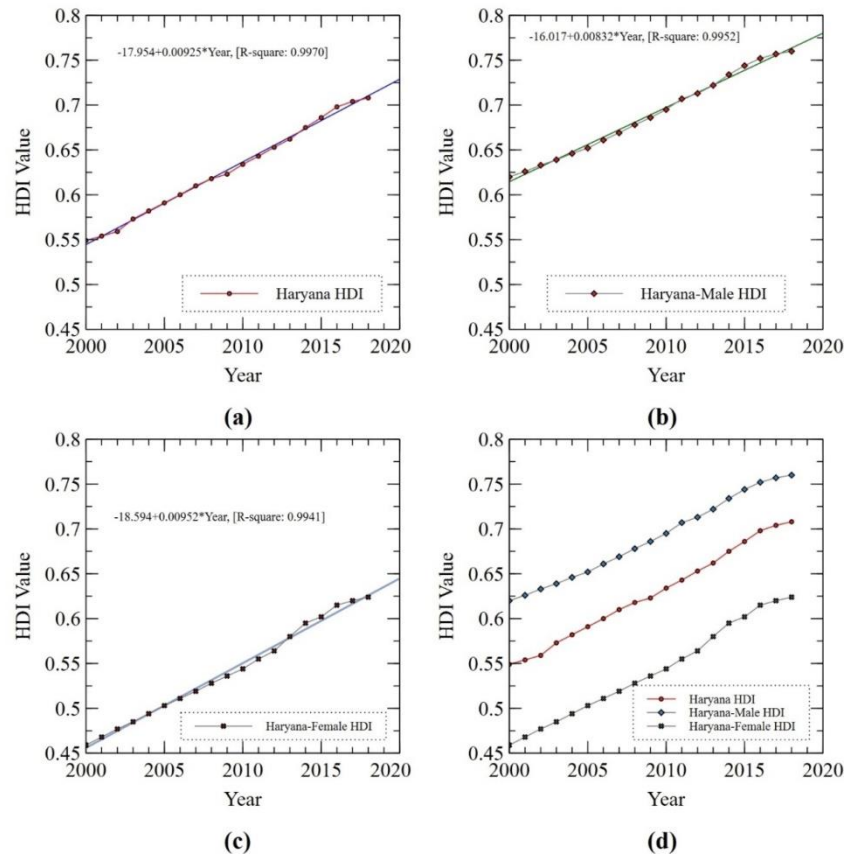
Table 1: Gender Impact on Human Development in Haryana: 2000-2018.

Groups	Sum of Squares	df	Mean Square	F	Sig. (P)
Between Groups	.209	1	.209	81.938	.000
Within Groups	.092	36	.003		

Total	.300	37		
--------------	------	----	--	--

Source: Author's calculations based on HDI data

Table 1 presents the outcome of the ANOVA, indicating a noteworthy distinction in the levels of human development between males and females in Haryana. This discernible difference implies that women in the region are systematically excluded from the advantages of the developmental process when compared to their male counterparts. The statistical findings underscore the substantive correlation between the "Gender" dimension and **Haryana's Human Development Index (HDI) levels**. In Fig. 1, a visual representation of the trends in Haryana's HDI, Haryana-Male HDI, and Haryana-Female HDI values spanning the years 2000 to 2018 is depicted. The linear trend analysis conducted on these values discloses a significant developmental gap between males and females concerning HDI. Importantly, the analysis also reveals indications of a gradual convergence in this discrepancy, albeit at a slower pace. The observed trend towards convergence, though gradual, suggests the potential for positive shifts in narrowing the developmental gap between genders, calling for sustained attention and targeted interventions to expedite this process.



Source: Analysis based on data extracted from Global Data Lab database (<https://globaldatalab.org/>)

Fig. 1. Trends in Haryana HDI, Haryana-Male HDI and Haryana-Female HDI: 2000-2018.

Gender Disparities in Income Index. The research delves into an in-depth analysis of Gender Disparities in Income within the state of Haryana, utilizing data sourced from the Global Data Lab Database, which offers comprehensive National and Subnational Development Index (HDI) values, including individual components such as the Income Index. The dataset spans the period from 2000 to 2018, providing a comprehensive examination of the evolving landscape.

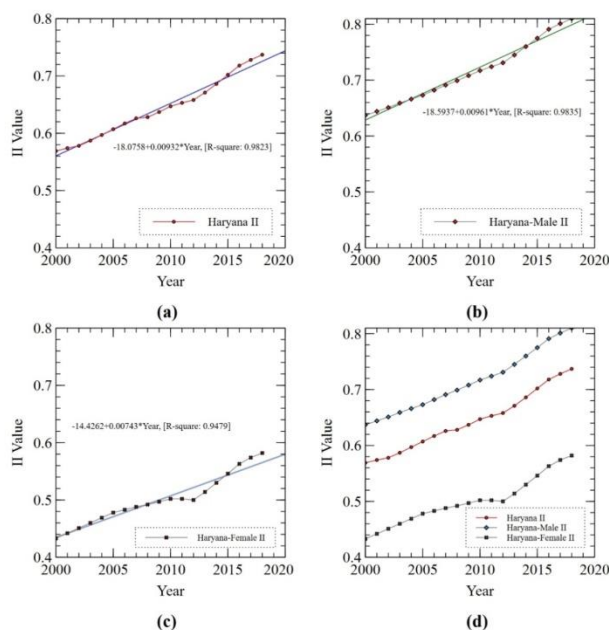
The analysis reveals a persistent and noteworthy disparity in income levels between males and females in Haryana over the specified timeframe. The average Income Index for males stands at 0.6431, markedly surpassing the corresponding average Income Index for females, which is recorded at 0.5003. Additionally, the Income Index values for Haryana-Male consistently outpace the overall Income Index values for Haryana. This consistent pattern of lower Income Index values for females in comparison to their male counterparts underscores the prevalence of gender disparities in the income indicator within the state. Table 2 establishes a clear relationship between the "Gender" dimension and the Income Index for Haryana from 2000 to 2018. This empirical evidence reinforces the assertion that gender plays a pivotal role in shaping income disparities within the region. The implications of these findings are profound, shedding light on the systematic disadvantage faced by women in terms of income generation. As the research unfolds, it becomes increasingly evident that targeted interventions and policy measures are imperative to address and rectify these disparities, fostering an environment where both genders can participate equitably in and benefit from the economic development of Haryana.

Table 2: Gender Impact on Income in the State of Haryana: 2000-2018.

Groups	Sum of Squares	df	Mean Square	F	Sig. (P)
Between Groups	.433	1	.433	179.889	.000
Within Groups	.087	36	.002		
Total	.520	37			

Source: Author's calculations based on HDI data

The above ANOVA result shows that there is significant difference in the income levels of males and females in Haryana where the females are placed at low income levels as compared to males. The result reveals that the dimension of “Gender” has significant relationship with the Income levels (P-value is less than alpha value of 0.05).



Source: Analysis based on data extracted from Global Data Lab database (<https://globaldatalab.org/>)

Fig. 2. Trends in Haryana II, Haryana-Male II and Haryana-Female II: 2000-2018.

The Fig. 2 depicts the trend in Haryana Income, Haryana-Male Income and Haryana-Female Income values for the period 2000-2018 in terms of Income Index. The linear trend analysis shows that there is significant difference between the males and females in terms of Income Index values, while there is evidence of divergence of this difference over the time.

GENDER DISPARITIES IN EDUCATION INDEX

The following data and results lay out the analysis about the Gender Disparities in Education in the state of Haryana. The calculations are based on the data extracted from Global Data Lab Database which provides National and Subnational HDI values and the values for different components of HDI. The values are translation of UNDP's HDI values to the subnational level which were available for the period 2000-2018.

The examination reveals a continual discrepancy in the educational attainment of females in Haryana when compared to their male counterparts over the specified duration. Throughout this period, the mean Education Index for males in Haryana stands at 0.5903, significantly exceeding the corresponding average Education Index for females, which is recorded at 0.5139. Moreover, the Education Index values for Haryana-Male consistently surpass the overall Education Index values for Haryana. This consistent trend of lower Education Index values for females in Haryana, as opposed to their male counterparts, signifies the existence of pervasive gender disparities in the realm of education within the state.

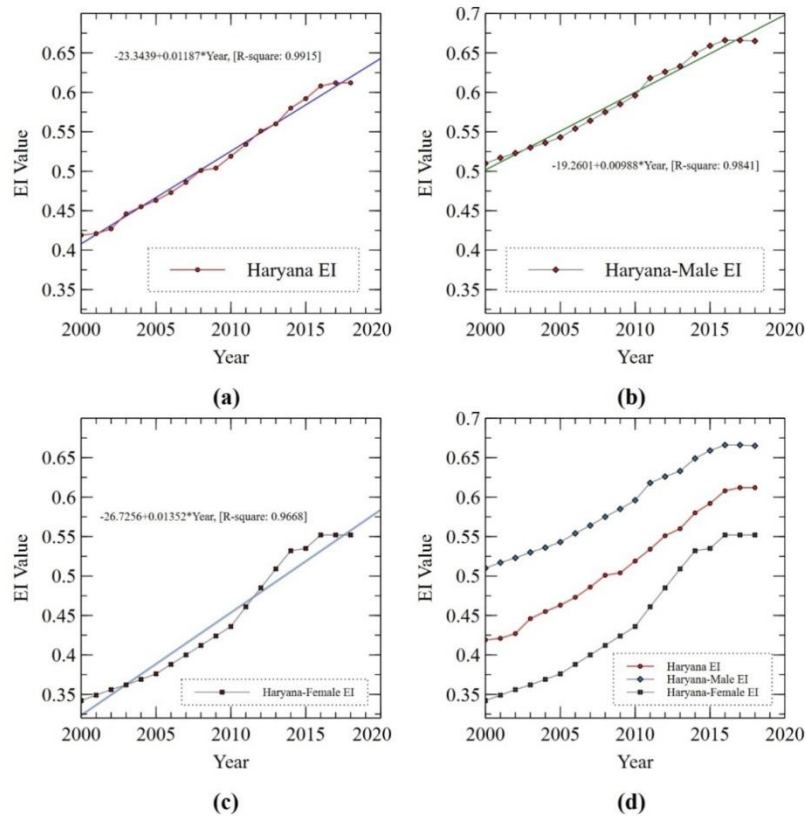
The results of the Table 3 demonstrates relationship between the “Gender” dimension and the Education Index for the state of Haryana for the period 2000-2018.

Table 3: Gender Impact on Education in the State of Haryana: 2000-2018.

Groups	Sum of Squares	df	Mean Square	F	Sig.(P)
Between Groups	.210	1	.210	45.934	.000
Within Groups	.164	36	.005		
Total	.374	37			

The ANOVA result in the Table 3 reflects that there is significant difference in the education levels of males and females in Haryana where the females are experiencing low education levels as compared to males. The result shows that the dimension of “Gender” has significant relationship with the Education levels.

The trend in Haryana Education, Haryana-Male Education and Haryana-Female Education values for the period 2000-2018 in terms of Education Index are shown in the Fig. 3. The linear trend analysis reveals that there is significant difference between the males and females in terms of Education Index values while there is evidence of convergence of this difference over the period.



Source: Analysis based on data extracted from Global Data Lab database (<https://globaldatalab.org/>)

Fig. 3. Trends in Haryana EI, Haryana-Male EI and Haryana-Female EI: 2000-2018.

Gender Disparities in Health Index. The analysis about the Gender Disparities in Health in the state of Haryana has been presented in the following data and results. The calculations made here are based on the data extracted from Global Data Lab Database which was available for the period 2000-2018.

The analysis reflects that the health levels of females in Haryana has been consistently lower as compared to males over the time. The average Health Index for males in Haryana for the considered time period is 0.7768 which is significantly higher than the average Health Index for females *i.e.* 0.7199. The Health Index values for Haryana-Male have also been consistently higher as compared to Haryana Health Index values. The consistently higher Health Index values for males in Haryana as compared to females Health Index values reveal that the gender disparities are prevalent in terms of health indicator in Haryana.

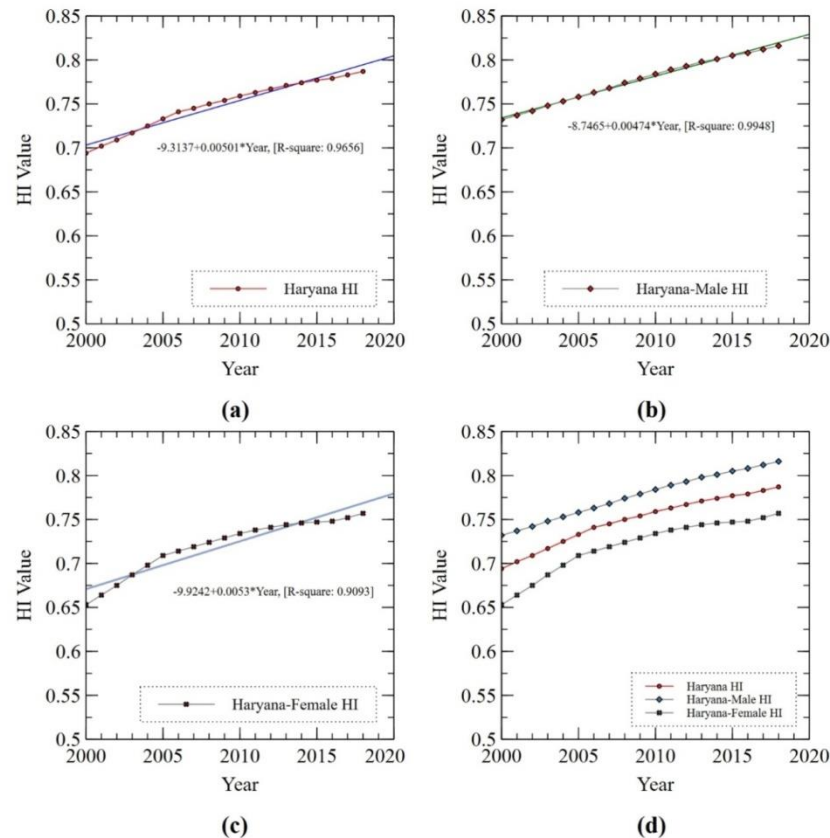
The following Table 4 establish relationship between the “Gender” dimension and the Health Index for the state of Haryana for the period 2000-2018.

Table 4: Gender Impact on Health in the State of Haryana: 2000-2018.

Groups	Sum of Squares	df	Mean Square	F	Sig.(P)
Between Groups	0.031	1	0.031	36.331	.000
Within Groups	0.03	36	0.001		
Total	0.061	37			

Source: Author's calculations based on HDI data

The ANOVA result in the above table demonstrates that there is significant difference in the health levels of males and females in Haryana where the females are experiencing low health levels as compared to males, thereby concluding that the dimension of “Gender” has significant relationship with the Health levels.



Source: Analysis based on data extracted from Global Data Lab database (<https://globaldatalab.org/>)

Fig. 4. Trends in Haryana HI, Haryana-Male HI and Haryana-Female HI: 2000-2018

The Fig. 4 depicts the trend in Haryana Health, Haryana-Male Health and Haryana-Female Health values for the period 2000-2018 in terms of Health Index. There is significant difference between the males and females in terms of Health Index values while there is evidence of convergence of this difference over the time, as revealed by the linear trend analysis.

CONCLUSION

These findings illuminate a systemic and sustained gender-based disparity in the human development indices of Haryana. The discernible gap between male and female HDI values not only underscores the uneven distribution of development outcomes but also raises critical questions about the inclusivity and accessibility of developmental gains for women in the region. This empirical evidence prompts a deeper examination of the factors contributing to this gender-based divergence, laying the foundation for informed policy interventions aimed at rectifying these disparities and fostering a more equitable developmental landscape for all residents of Haryana.

REFERENCES

- [1]. Das, D., & Pathak, M. (2012). Gender Equality: A core concept of Socio-economic Development in India. *Asian Journal of Social Sciences & Humanities*, 1(4), 257-264.
- [2]. Khayria, K., & Feki, R. (2015). Gender Inequality and Economic Development. *Business and Economics Journal*, 6(4), 1-3.
- [3]. Kohli, S. (2017). Gender Inequality in India. *International Journal of Humanities & Social Science Studies*, 3(4), 178-185.
- [4]. Lagerlof, N. P. (2003). Gender Equality and Long-run Growth. *Journal of Economics Growth*, 8, 403-426.
- [5]. Lahoti, R. (2018). Development Will Not Cure Gender Inequality, Policy Will: Examining the Economic Survey 2017-18. *Economic & Political Weekly*, 53(21).
- [6]. Madan, S. & Gill, K.K. (2011). Human Development and Gender: A Feminist Perspective of Haryana. *Journal of Economic and Social Development*, 7(2), 48-61.
- [7]. Monga, R. (2017). A study on Male and Female group in Gender Equality in Haryana. *Journal of Advance and Scholarly Researches in Allied Education*, 13(1), 100-104.